

Lesson 2:

DEVELOPMENT IN THE WORLD

INTRODUCTION

A country is developed when its population is provided with basic needs: housing, food, water and some add education.

The world is divided into developed countries and developing countries.

Let's study this sharp (net) contrast and its consequences

First it's important to understand how to know when a country is developed or developing.

After, we will study the strategies put in place by the countries which aim to develop.

I/ CONTRASTS OF DEVELOPMENT IN THE WORLD

A/ Measuring development

1) Until 1990's

The GDP per capita was used.

It's the value usually in dollars of everything produced within a country divided by the number of inhabitants.

But this only points out wealth.

It does not inform about wealth distribution and living conditions.
So, a more efficient index had to be found

2) After 1990, the UNO created the Human Development Index (IDH in French)

It varies from 0 to 1 (a figure: un chiffre)

It takes three indicators into account:

- life expectancy or life span in years
- the GDP per capita in dollars
- literacy in adults over 25 years old in

percentage: literacy rate

1	Îles Anglo-Normandes – Jersey et Guernesey	0,985
2	Bermudes	0,981
3	Gibraltar	0,961
4	Saint-Marin	0,961
5	Norfolk	0,958
6	Monaco	0,956
7	Norvège	0,953
8	Féroé	0,950
9	Îles Vierges britanniques	0,945
10	Suisse	0,944
11	Australie	0,939
12	Irlande	0,938
13	Allemagne	0,936
14	Islande	0,935
15	Hong Kong	0,933
16	Malouines	0,933
17	Suède	0,933
18	Singapour	0,932
19	Pays-Bas	0,931
20	Danemark	0,929
21	Canada	0,926
22	États-Unis	0,924
23	Royaume-Uni	0,922

36 [France](#) 0,901

<https://businessornot.fr/ressources-articles/classement-idh>

200	Ouganda	0,516
201	Bénin	0,515
202	Sénégal	0,505
203	Comores	0,503
204	Togo	0,503
205	Soudan	0,502
206	Afghanistan	0,498
207	Haïti	0,498
208	Côte d'Ivoire	0,492
209	Malawi	0,477
210	Djibouti	0,476
211	Éthiopie	0,463
212	Gambie	0,460
213	Guinée	0,459
214	République démocratique du Congo	0,457
215	Guinée-Bissau	0,455
216	Yémen	0,452
217	Érythrée	0,440
218	Mozambique	0,437
219	Libéria	0,435
220	Mali	0,427
221	Burkina Faso	0,423
222	Sierra Leone	0,419
223	Burundi	0,417
224	Tchad	0,404
225	Soudan du Sud	0,388
226	République centrafricaine	0,367
227	Somalie	0,364
228	Niger	0,35

3) The UNO came (out) with a new index in 2010

The multidimensional Poverty Index (IPM)

The Human Poverty Index(IPH)

: it measures the
number of poor people
Regarding/ according to health,
and living standard.

It's a percentage

It's 89% in Nigeria !

A breakdown of multidimensional poverty

Three dimensions of poverty by 10 indicators

Health



Education



Living standards



A breakdown of multidimensional poverty

Three dimensions of poverty by 10 indicators

Health



Education



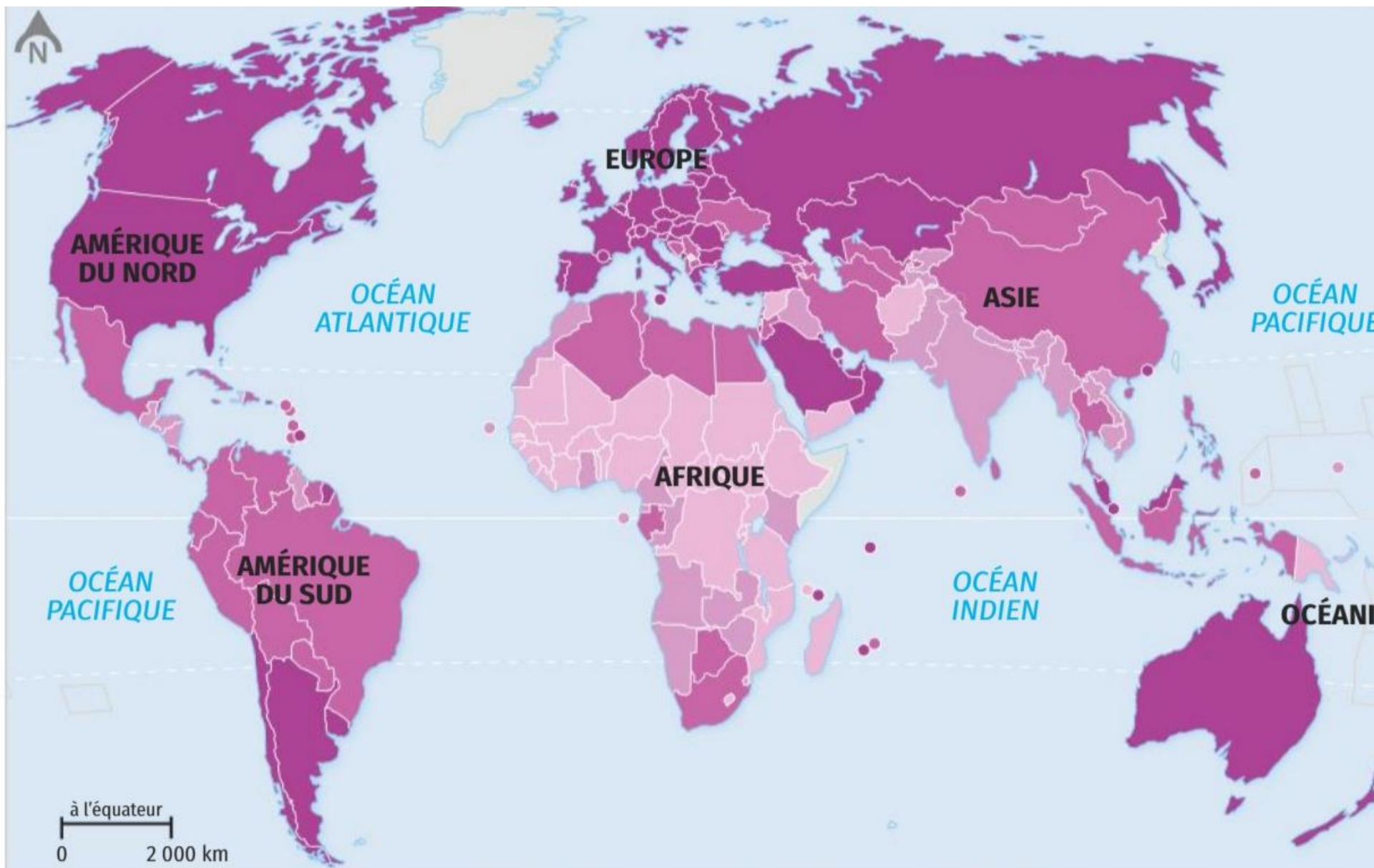
Living standards



B/ Contrasts of development in the world

Exercise:

Describe the following map and explain what are the most developed continents, countries and the least developed countries.



Indice de développement humain



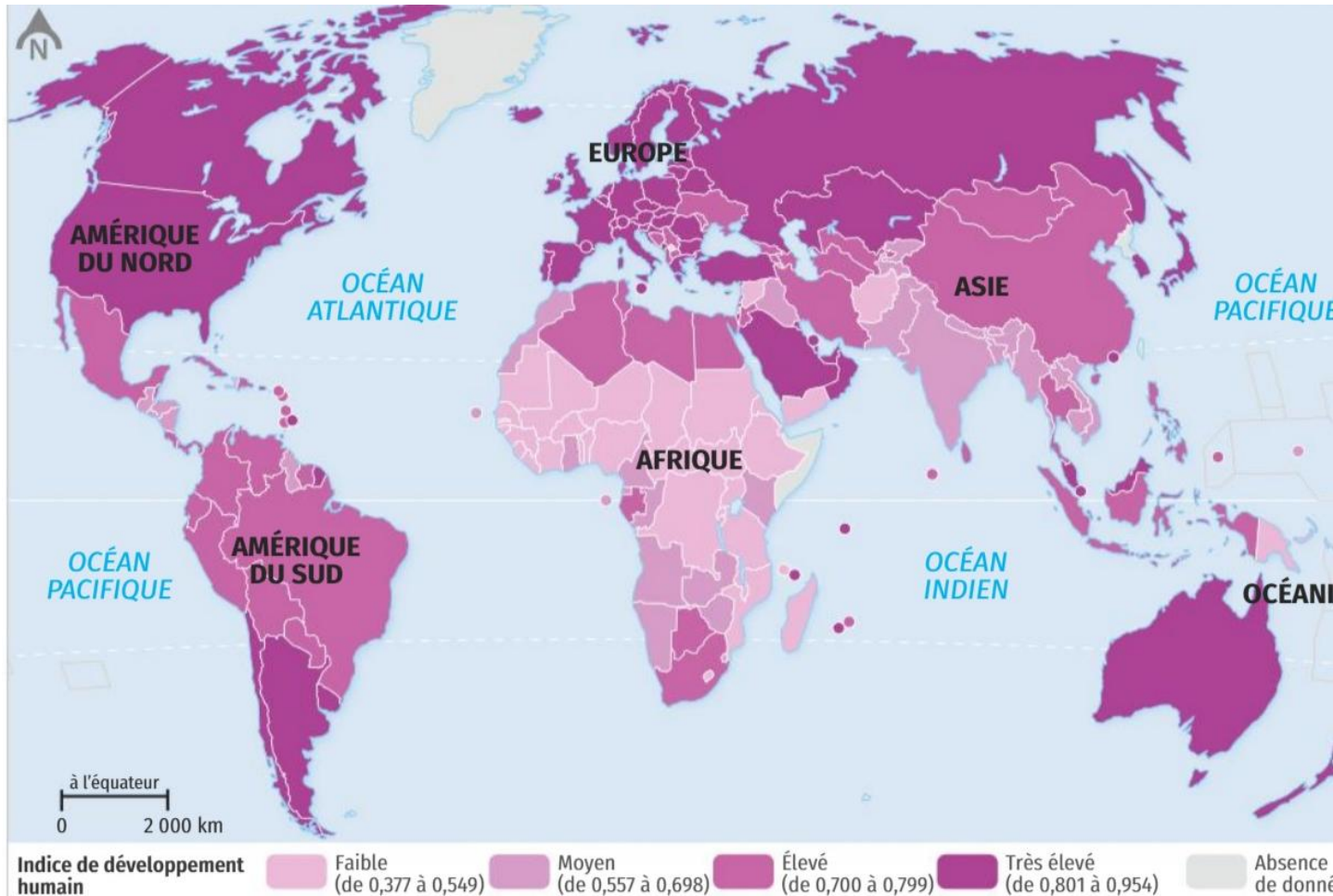
THE MOST DEVELOPED AREAS ARE

-Europe , North America, Oceania (above 0.8)

THEY ARE FOLLOWED CLOSELY BY:

-South America , Mexico, Far-East Asia (0.7-0.8)

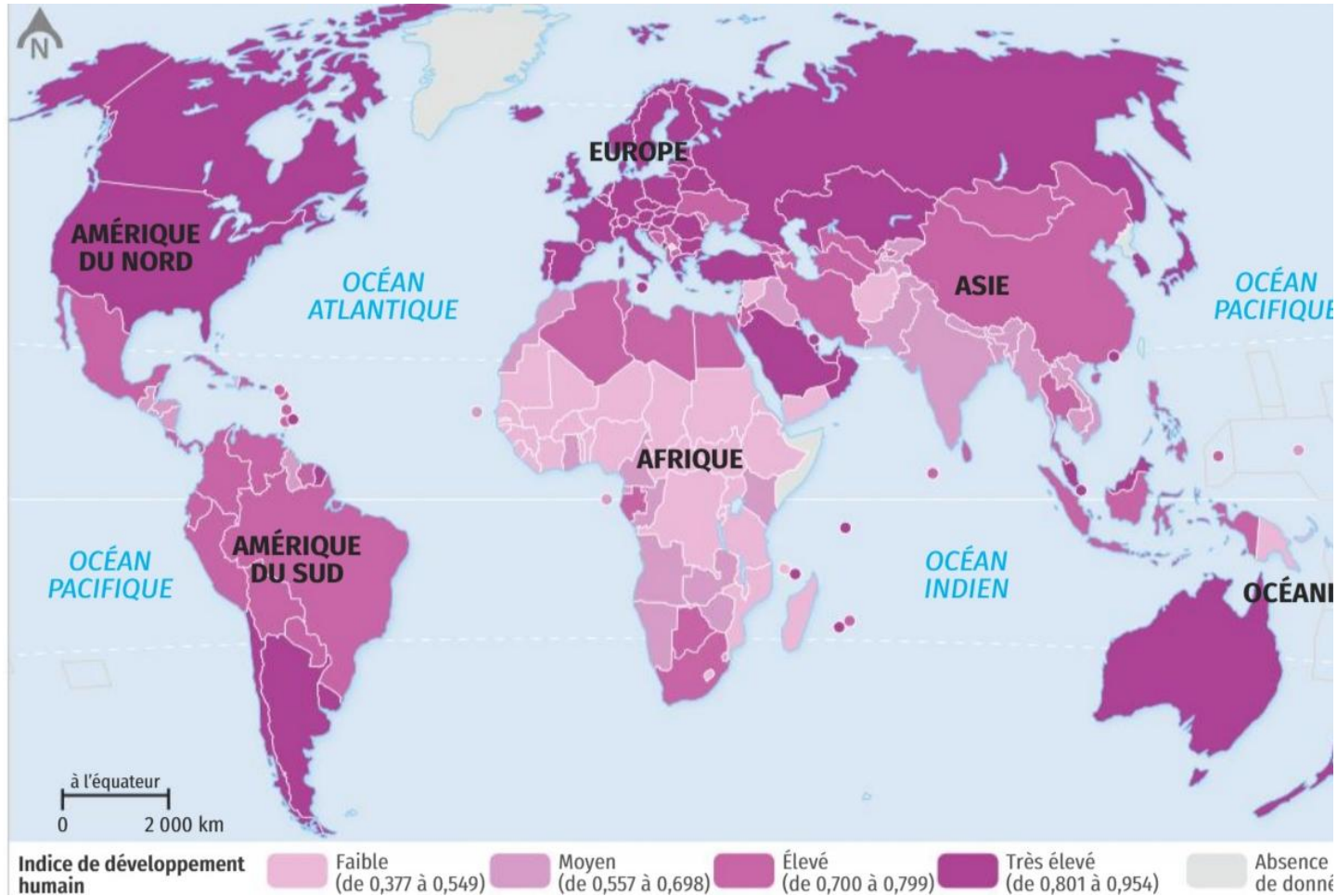
-Some oil producing countries like Saudi Arabia or Algeria



THE LEAST DEVELOPED ARE (under 0.5)

-Africa

-Some isolated countries like Afghanistan or Haiti



To put all this in a nutshell (pour résumer)

Developed countries or MEDC's or Northern countries

-have a HDI generally above 0,8

-they **provide their population with** good living conditions, health care, schooling and good conditions for women

Developing countries, LEDC's, Southern countries

-have a HDI between 0.5 and 0.8

-But it's not a homogenous group

It's divided into 3 sub-categories

1-BRICSIM: Brazil, Russia, India, China, South Africa, Indonesia, Mexico

2-American « jaguars » and Asian « tigers », African « lions »

They are **emerging countries**

ex: Thailand, Philippines, Argentina, Chile, Senegal, Kenya

3-Oil producing countries and raw material producers (« réservoirs »)

Least advanced countries (PMA)

-have a HDI under 0.5

-They are mostly located in Central Asia and Subsahara Africa (38 out of 50)



C/ Within states, developement can be contrasted

-There is a contrast between the cities and the countryside:

the countryside is generally less developed and poorer

Ex: In China

-In the city, some districts/ neighbourhoods= neighborhoods are poorer than others

It's called **a social segregation**

-There are some « gated communities » in some wealthy cities

-There are some poor people even in developed wealthy countries

They belong to the **FOURTH WORLD**

Ex: In developed countries, the poverty line is 60% of the MEDIAN income:

France 2024: 2023 euros

so: 1013 euros in 2024 is the poverty line








gettyimages®
Credit: Construction
Photography/Avalon

977076420

IN THE UK



IN BRAZIL

So development is very unequal on Earth.

If some countries lack development, it does not mean they are not trying to become developed.

Let's study some of their strategies.

II/ DEVELOPMENT STRATEGIES GO TOWARD(S) SUSTAINABILITY

A/ What are the main strategies today?

1-Some countries chose to develop a resource-based economy (économie de rente)

They take advantage of their natural resources

ex: Uranium in Niger, oil in Angola

Ex: Agriculture (Kenya, Ethiopia)

2-Others took advantage of their high and young population

It gives them a low-cost labour (force)

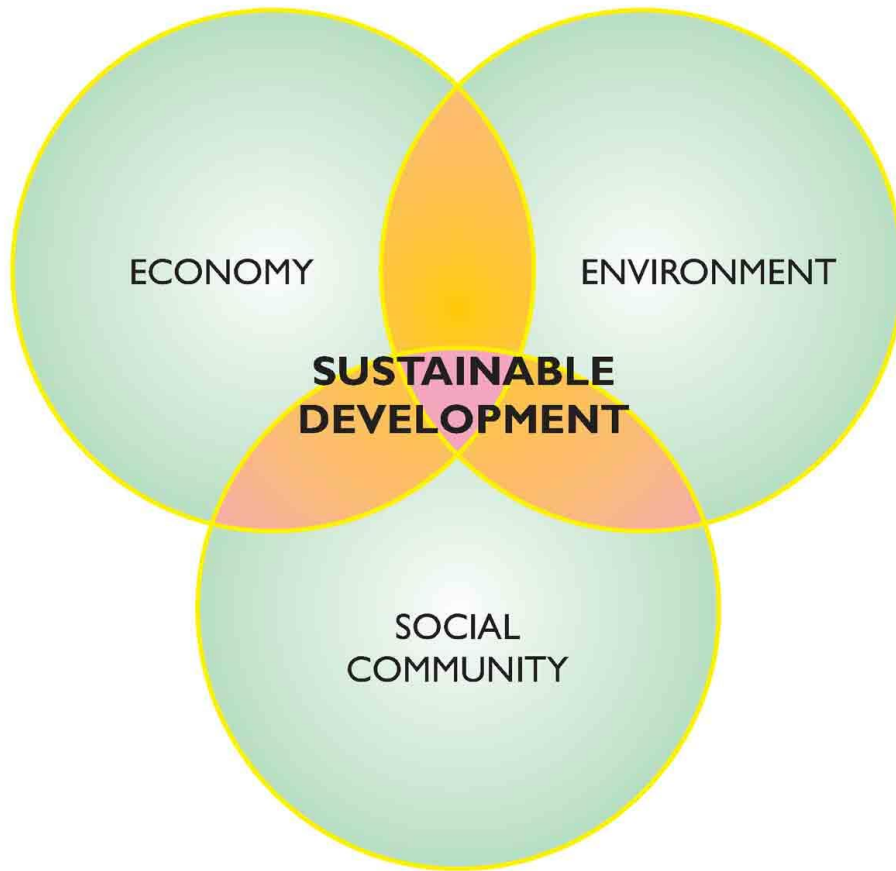
Ex: China, South-East Asian countries or some African countries(« tigers » or « lions »)

B/ But development needs to be sustainable

Sustainable development preserves the environment and allows future generations to meet their needs too.

1) What does it mean?

Three fields have to be taken into account to respect sustainability



So development is sustainable when it combines these three fields in equal proportions

The social field

It must include:

Social support and help for the needy

Programs to bridge the gap between social classes

The environmental field

To protect the environment

The economic field

To make money with economic exchanges

To create wealth

2) How to do this?

In 2015, the UNO clearly defined the goals to reach by 2030

SUSTAINABLE DEVELOPMENT GOALS



How to reach these goals?

By encouraging countries and international actors to work together

Ex: States, NGO's, big companies...

-By passing international acts

Ex: **AGENDAS 21** is an action plan of the United Nations to reach sustainable development in the 21st century

-By organising summits

Ex: In 2015 the Paris summit to sign an accord on reducing CO2 emissions

CONCLUSION

What were the contrasts of development and their consequences

Development, measured by the HDI, is very unequal on Earth.

After WWII, development was a top priority regarding the state of some countries which formed the THIRD WORLD at this time

Today, it's different because sustainable development is needed to protect the environment and preserve resources.

**However, the NORTH/SOUTH divide remains sharp.
The key to bridge this gap is to create a solidarity
between the North and the South: but this is far from
being easy**